



STANDARD

INTERIOR FINISH:

- GLOSSY BLACK TILE (FINISH# 1101)

CARTRIDGE HOLDER INSERT:

- RIVER STONES (PART# 101-906)

OPTIONS

INTERIOR FINISH:

- MATTE BLACK TILE (FINISH# 1102)
- GLOSSY GRAY TILE (FINISH# 1103)
- MATTE GRAY TILE (FINISH# 1104)

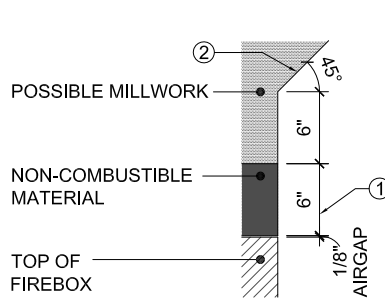
CARTRIDGE HOLDER INSERT:

- CLEAR GLASS CHIPS (PART# 102-908)
- INDIVIDUAL STACKING LOGS (PART# 101-902) (SHOWN)

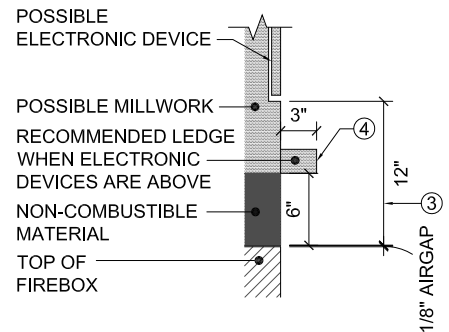
SPECIFICATIONS & DIMENSIONS:

- CUSTOM FIREBOX TO BE SECURED TO BASE (PROVIDED BY OTHERS) BY CONTRACTOR WITH FOUR SCREWS IN HOLES PROVIDED. NO OTHER ATTACHMENTS TO THE CUSTOM FIREBOX ARE PERMITTED.
- DO NOT PUNCTURE BACK, TOP, FRONT OR SIDE WALLS OF CUSTOM FIREBOX IN ANY FASHION.
- NO WEIGHT TO BE PUT ON FIREBOX.
- MILLWORK OR WALL ABOVE MUST BE SELF SUPPORTED AND MAY NOT REST ON FIREBOX.
- ALL WALL TREATMENTS BY OTHERS. FIRE RATED ASSEMBLIES OF PARTITIONS AND ANY OPENINGS ON PARTITIONS ARE THE RESPONSIBILITY OF OTHERS.
- BASE PROVIDED BY OTHERS MUST BE ABLE TO SUPPORT 40 LBS PER SQUARE FOOT.
- ALLOW 1/8" CLEARANCE ON TOP AND SIDES OF FIREBOX FRAME.

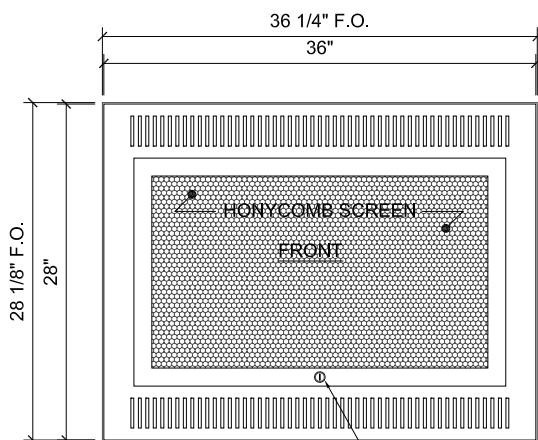
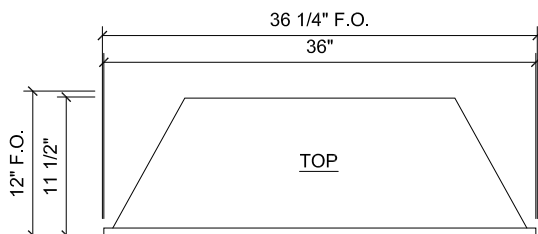
- ① NO WOOD, LAMINATES, HEAT SENSITIVE, OR COMBUSTIBLE MATERIALS MAY OCCUR ABOVE THE FACE OF THE FIREBOX FOR THE FIRST 6" ABOVE THE FIREBOX
- ② MILLWORK COMMENCING 12" ABOVE THE FIREBOX MAY PROTRUDE PAST THE FACE OF THE FIREBOX AT A 45 DEGREE ANGLE
- ③ 12" MINIMUM CLEARANCE TO NEAREST ELECTRONIC DEVICE OR AS SPECIFIED BY PRODUCT MANUFACTURER
- ④ 3" MINIMUM NON-COMBUSTIBLE LEDGE BY OTHERS FOR HEAT DEFLECTION ABOVE FIREBOX AND BELOW ELECTRONIC DEVICES



① SECTION DETAIL @ MILLWORK



② SECTION DETAIL @ ELECTRONIC DEVICE



* F.O. = FINISHED OPENING LOCK

